

ICES Catch advice for 2025 (major pelagic stocks)

*Compared to
2024 TAC*


*Compared to
2025 ICES Advice*

*ICES
Advice*

*Figures
based on*



North Sea herring



**401,490 t
(A-fleet)**

MSY approach
($F=0.32$, $B>B_{trigger}$)



Western Scotland herring




1,745 t

MSY approach Cat 3 stock,
20%+ stability clause on
previous TAC.



Irish Sea herring



**0 t /
5,223 t**

PA approach concurrent
fishery ($F=0$) or MSY approach
($F=0.349$)



NE Atlantic mackerel



576,958 t

MSY approach ($F_{msy}=0.26$)



Atlanto-Scandian herring




390,010 t

EU, Norway, Iceland, Faroes,
Russia Management Plan
($F=F_w=0.124$)



Blue whiting



1,447,054 t

EU, Norway, Iceland,
Faroes, Management Plan
($F_{mgt}=0.32$)









Western horse mackerel



75,045 t

MSY approach
($F_{msy}=0.08$)

ICES Catch advice for 2025 (minor pelagic stocks)

	<i>Compared to 2024 TAC</i>	<i>Compared to 2024 ICES Advice</i>	<i>ICES Advice</i>	<i>Figures based on</i>
 <i>N. sea horse mackerel</i>	 -100%	 -100%	0 t	MSY approach (F=0)
 <i>Boarfish</i>	 40%	 40%	38, 295 t	MSY approach (F _{msy} =0.042)